


LISTSUM Function

Computes the sum of all numeric values found in input array. Input can be an array literal, a column of arrays, or a function returning an array. Input values must be of Integer or Decimal type.

When this function is invoked, all of the values in the input array are passed to the corresponding columnar function. Some restrictions may apply. See *SUM Function*.


Basic Usage

Literal example:

 Unknown macro: 'd-lang-syntax'


Output: Returns the sum of all values in the literal array: 110.

Column example:

 Unknown macro: 'd-lang-syntax'

Output: Returns the sum of all values in the arrays of the `myArray` column.

Syntax

 Unknown macro: 'd-lang-syntax'

Argument	Required?	Data Type	Description
<code>array_ref</code>	Y	Array	Array literal, reference to column containing arrays, or function returning an array

For more information on syntax standards, see *Language Documentation Syntax Notes*.

`array_ref`

Reference to an array can be an array literal, function returning an array, or a single column containing arrays.

- If the input is not a valid numeric array, null values are returned.
- Non-numerical values within an input array are not factored in the computation.
- Multiple columns and wildcards are not supported.

Usage Notes:

Required?	Data Type	Example Value
Yes	Array	<code>myArray</code>

Examples

Example - Math functions for lists (arrays)

This example describes how to generate random array (list) data and then to apply the following math functions to your arrays.

- **LISTSUM** - Sum all values in the array. See *LISTSUM Function*.
- **LISTMIN** - Minimum value of all values in the array. See *LISTMIN Function*.
- **LISTMAX** - Maximum value of all values in the array. See *LISTMAX Function*.
- **LISTAVERAGE** - Average value of all values in the array. See *LISTAVERAGE Function*.
- **LISTVAR** - Variance of all values in the array. See *LISTVAR Function*.
- **LISTSTDEV** - Standard deviation of all values in the array. See *LISTSTDEV Function*.
- **LISTMODE** - Most common value of all values in the array. See *LISTMODE Function*.

Source:

For this example, you can generate some randomized data using the following steps. First, you need to seed an array with a range of values using the RANGE function:

Transformation Name	New formula
Parameter: Formula type	Single row formula
Parameter: Formula	RANGE(5, 50, 5)
Parameter: New column name	'myArray1'

Then, unpack this array, so you can add a random factor:

Transformation Name	Unnest Objects into columns
Parameter: Column	myArray1
Parameter: Paths to elements	'[0]', '[1]', '[2]', '[3]', '[4]', '[5]', '[6]', '[7]', '[8]', '[9]'
Parameter: Remove elements from original	true
Parameter: Include original column name	true

Add the randomizing factor. Here, you are adding randomization around individual values: $x-1 < x < x+4$.

Transformation Name	Edit column with formula
Parameter: Columns	myArray1_0~myArray1_8
Parameter: Formula	IF(RAND() > 0.5, \$col + (5 * RAND()), \$col - RAND())

To make the numbers easier to manipulate, you can round them to two decimal places:

Transformation Name	Edit column with formula
Parameter: Columns	myArray1_0~myArray1_8
Parameter: Formula	ROUND(\$col, 2)

Renest these columns into an array:

Transformation Name	Nest columns into Objects
----------------------------	---------------------------

Parameter: Columns	myArray1_0, myArray1_1, myArray1_2, myArray1_3, myArray1_4, myArray1_5, myArray1_6, myArray1_7, myArray1_8
Parameter: Nest columns to	Array
Parameter: New column name	'myArray2'

Delete the unused columns:

Transformation Name	Delete columns
Parameter: Columns	myArray1_0~myArray1_8, myArray1
Parameter: Action	Delete selected columns

Your data should look similar to the following:

myArray2
["8.29","9.63","14.63","19.63","24.63","29.63","34.63","39.63","44.63"]
["8.32","14.01","19.01","24.01","29.01","34.01","39.01","44.01","49.01"]
["4.55","9.58","14.58","19.58","24.58","29.58","34.58","39.58","44.58"]
["9.22","14.84","19.84","24.84","29.84","34.84","39.84","44.84","49.84"]
["8.75","13.36","18.36","23.36","28.36","33.36","38.36","43.36","48.36"]
["8.47","14.76","19.76","24.76","29.76","34.76","39.76","44.76","49.76"]
["4.93","9.99","14.99","19.99","24.99","29.99","34.99","39.99","44.99"]
["4.65","14.98","19.98","24.98","29.98","34.98","39.98","44.98","49.98"]
["7.80","14.62","19.62","24.62","29.62","34.62","39.62","44.62","49.62"]
["9.32","9.96","14.96","19.96","24.96","29.96","34.96","39.96","44.96"]

Transformation:

These steps demonstrate the individual math functions that you can apply to your list data without unnesting it:

NOTE: The NUMFORMAT function has been wrapped around each list function to account for any floating-point errors or additional digits in the results.

Sum of all values in the array (list):

Transformation Name	New formula
Parameter: Formula type	Single row formula
Parameter: Formula	NUMFORMAT(LISTSUM(myArray2), '#.##')
Parameter: New column name	'arraySum'

Minimum of all values in the array (list):

Transformation Name	New formula
----------------------------	-------------

Parameter: Formula type	Single row formula
Parameter: Formula	NUMFORMAT(LISTMIN(myArray2), '#.##')
Parameter: New column name	'arrayMin'

Maximum of all values in the array (list):

Transformation Name	New formula
Parameter: Formula type	Single row formula
Parameter: Formula	NUMFORMAT(LISTMAX(myArray2), '#.##')
Parameter: New column name	'arrayMax'

Average of all values in the array (list):

Transformation Name	New formula
Parameter: Formula type	Single row formula
Parameter: Formula	NUMFORMAT(LISTAVERAGE(myArray2), '#.##')
Parameter: New column name	'arrayAvg'

Variance of all values in the array (list):

Transformation Name	New formula
Parameter: Formula type	Single row formula
Parameter: Formula	NUMFORMAT(LISTVAR(myArray2), '#.##')
Parameter: New column name	'arrayVar'

Standard deviation of all values in the array (list):

Transformation Name	New formula
Parameter: Formula type	Single row formula
Parameter: Formula	NUMFORMAT(LISTSTDEV(myArray2), '#.##')
Parameter: New column name	'arrayStDv'

Mode (most common value) of all values in the array (list):

Transformation Name	New formula
Parameter: Formula type	Single row formula
Parameter: Formula	NUMFORMAT(LISTMODE(myArray2), '#.##')
Parameter: New column name	'arrayMode'

Results:

Results for the first four math functions:

myArray2	arrayAvg	arrayMax	arrayMin	arraySum
----------	----------	----------	----------	----------

["8.29","9.63","14.63","19.63","24.63","29.63","34.63","39.63","44.63"]	25.04	44.63	8.29	225.33
["8.32","14.01","19.01","24.01","29.01","34.01","39.01","44.01","49.01"]	28.93	49.01	8.32	260.4
["4.55","9.58","14.58","19.58","24.58","29.58","34.58","39.58","44.58"]	24.58	44.58	4.55	221.19
["9.22","14.84","19.84","24.84","29.84","34.84","39.84","44.84","49.84"]	29.77	49.84	9.22	267.94
["8.75","13.36","18.36","23.36","28.36","33.36","38.36","43.36","48.36"]	28.4	48.36	8.75	255.63
["8.47","14.76","19.76","24.76","29.76","34.76","39.76","44.76","49.76"]	29.62	49.76	8.47	266.55
["4.93","9.99","14.99","19.99","24.99","29.99","34.99","39.99","44.99"]	24.98	44.99	4.93	224.85
["4.65","14.98","19.98","24.98","29.98","34.98","39.98","44.98","49.98"]	29.39	49.98	4.65	264.49
["7.80","14.62","19.62","24.62","29.62","34.62","39.62","44.62","49.62"]	29.42	49.62	7.8	264.76
["9.32","9.96","14.96","19.96","24.96","29.96","34.96","39.96","44.96"]	25.44	44.96	9.32	229

Results for the statistical functions:

myArray2	arrayMode	arrayStDv	arrayVar
["8.29","9.63","14.63","19.63","24.63","29.63","34.63","39.63","44.63"]		12.32	151.72
["8.32","14.01","19.01","24.01","29.01","34.01","39.01","44.01","49.01"]		13.03	169.78
["4.55","9.58","14.58","19.58","24.58","29.58","34.58","39.58","44.58"]		12.92	166.8
["9.22","14.84","19.84","24.84","29.84","34.84","39.84","44.84","49.84"]		13.02	169.46
["8.75","13.36","18.36","23.36","28.36","33.36","38.36","43.36","48.36"]		12.84	164.95
["8.47","14.76","19.76","24.76","29.76","34.76","39.76","44.76","49.76"]		13.14	172.56
["4.93","9.99","14.99","19.99","24.99","29.99","34.99","39.99","44.99"]		12.92	166.93

["4.65","14.98","19.98","24.98","29.98","34.98","39.98","44.98","49.98"]		13.9	193.16
["7.80","14.62","19.62","24.62","29.62","34.62","39.62","44.62","49.62"]		13.23	175.08
["9.32","9.96","14.96","19.96","24.96","29.96","34.96","39.96","44.96"]		12.21	149.17

Since all values are unique within an individual array, there is no most common value in any of them, which yields empty values for the `arrayMode` column.