


API JobGroups Create v4

 This is the latest version of the APIs.


Contents:


- *Required Permissions*
- *Request*
- *Response*
- *Reference*

Create a jobGroup, which launches the specified job as the authenticated user.

The request specification depends on one of the following conditions:


- Dataset has already had a job run against it and just needs to be re-run.
- Dataset has not had a job run, or the job definition needs to be re-specified.

 **NOTE:** Override values applied to a job are not validated. Invalid overrides may cause your job to fail.

 **NOTE:** In this release, you cannot execute jobs sourced from datasets in Redshift or SQL DW or publish to these locations via the API. This known issue will be fixed in a future release.

Version: v4

Required Permissions

 **NOTE:** Each request to the Trifacta® platform must include authentication credentials. See *API Authentication*.

Request

Request Type: POST

Endpoint:

`/v4/jobGroups`

Request Body - Run job:

To run a job, you just specify the recipe identifier (`wrangledDataset.id`). If the job is successful, all defined outputs are generated, as defined in the `outputobject`, `publications`, and `writesettings` objects associated with the recipe.

```
{
  "wrangledDataset": {
    "id": 7
  }
}
```

Request Body - Specify job:

If you must change some outputs or other settings for the specific job, you can insert these changes in the `overrides` section of the request. Below, the running environment (`photon`), profiling option, and writesettings for the job are modified for this execution:

```
{
  "wrangledDataset": {
    "id": 33
  },
  "overrides": {
    "execution": "photon",
    "profiler": false,
    "writesettings": [
      {
        "path": "hdfs://hadoop:50070/trifacta/queryResults/admin@trifacta.local/cdr_txt.csv",
        "action": "create",
        "format": "csv",
        "compression": "none",
        "header": false,
        "asSingleFile": false
      }
    ]
  },
  "runParameters": {
    "overrides": {
      "data": [{
        "key": "varRegion",
        "value": "02"
      }]
    }
  },
  "ranfrom": "cli"
}
```

Request Body - Specify job for dataset with parameters:

If you have created a dataset with parameters, you can specify overrides for parameter values during execution through the APIs. Through this method, you can iterate job executions across all matching sources of a parameterized dataset. For more information on creating datasets with parameters, see [Overview of Parameterization](#).

In the following, the `runParameters` overrides have been specified for the `varRegion` and the `varReference` Type variables.

```

{
  "wrangledDataset": {
    "id": 33
  },
  "overrides": {
    "writesettings": [
      {
        "path": "<path_to_output_file>",
        "action": "create",
        "format": "csv",
        "compression": "none",
        "header": false,
        "asSingleFile": false
      }
    ]
  },
  "runParameters": {
    "overrides": [
      {
        "data": [
          {
            "key": "Region",
            "value": "02"
          },
          {
            "key": "varReferenceType",
            "value": "PROD"
          }
        ]
      }
    ]
  },
  "ranfrom": "ui"
}

```

Response

Response Status Code - Success: 201 - Created

Response Body Example:

```

{
  "reason": "JobStarted",
  "sessionId": "eb3e98e0-02e3-11e8-a819-25c9559a2a2c",
  "id": 9
}

```

Reference

Request Reference:

Property	Description
wrangledDataset	(required) Internal identifier for the object whose results you wish to generate. The recipes of all preceding datasets on which this dataset depends are executed as part of the job.
overrides.execution	(required, if first time running the job) Indicates the running environment on which the job is executed. Accepted values: <ul style="list-style-type: none"> • photon • spark For more information, see <i>Running Environment Options</i> .
overrides.profiler	(required, if first time running the job) When set to <code>true</code> , a visual profile of the job is generated as specified by the profiling options for the platform. See <i>Profiling Options</i> .

<code>overrides. writesettings</code>	(required, if first time running the job) These settings define the publishing options for the job.
<code>ranfrom</code>	(optional) If this value is set to <code>null</code> , then the job does not show up in the Job Details page. If set to <code>cli</code> , the job appears as a CLI job. <i>See Job Details Page.</i>

Response reference:

Property	Description
<code>reason</code>	Current state of the job group at time of API call. Since this call creates the job group, this value is always <code>Job started</code> in the response to this call.
<code>sessionId</code>	Session identifier for the job group.
<code>id</code>	Internal identifier of the job group.