

Connections Page

Contents:

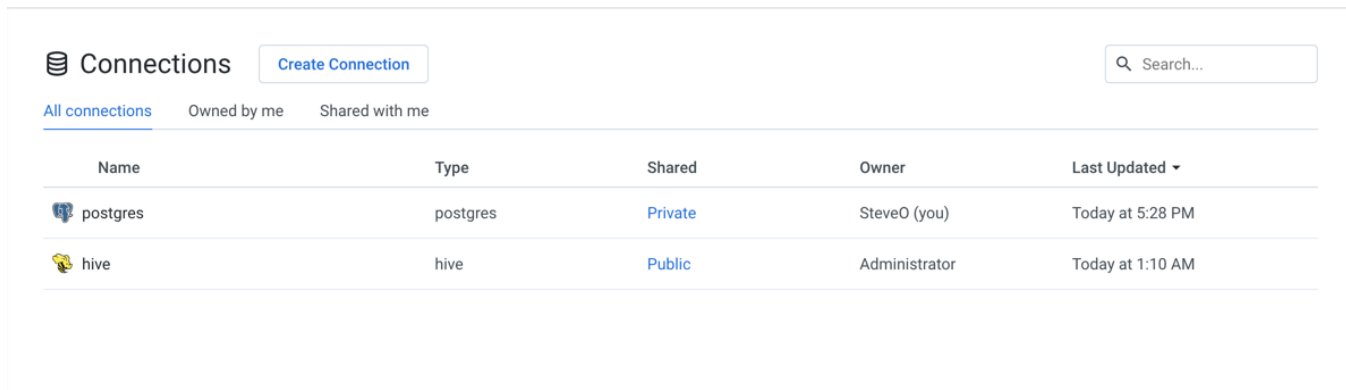
- *Actions*
- *Key Fields*
- *Context menu actions*

Connection Details Panel

- *Key Fields*
- *Actions*

Through the Connections page, you can add new connections or modify the connections that you have already created. From the left nav bar, click the Connections icon.

NOTE: Access to the Connections page in the application and privileges on connections is governed by roles in your workspace. For more information, please contact your workspace administrator.





Name	Type	Shared	Owner	Last Updated ▾
 postgres	postgres	Private	SteveO (you)	Today at 5:28 PM
 hive	hive	Public	Administrator	Today at 1:10 AM

Figure: Connections page

Actions

Create: Click **Create Connection** to create a new connection. See *Create Connection Window*.

Filter: In separate tabs, you can review connections that you own, that are shared with you, or all connections to which you have access.

Search: Search connections by name.

Review details: Select a connection or click the icon to review details through the right-side panel.

Key Fields

Name: Display name for the connection.

NOTE: If the connection has been shared, you can review whether its credentials have also been shared.

Type: The type of connection.

NOTE: After you create a connection, you cannot modify its type.

For more information, see *Connection Types*.

Shared: Review the sharing status of the connection:

- Global - connection has been shared with all users of the workspace.
- X Users:
 - If this value is 1, the connection is private.
 - If this value is greater than 1, the connection has been shared.
Click the link in this column to review sharing status. See *Share Connection Window*.

Context menu actions

View Details: Open the details of the connection in the side panel. See below.

Edit: If you own the connection, you can review and modify the connection.

- If the connection has been shared with you, you can edit it to modify the credentials.
- Administrators can edit public connections.
- See *Create Connection Window*.

Share: For connections that you own, you can modify the sharing status of them. See *Share Connection Window*.


Delete: Delete the connection.

NOTE: This option is only available to the connection owner if the connection is not used for any datasets.

Connection Details Panel

When a connection is selected, you can review its details and make modifications as needed through the panel on the right.

Connection Details
✕

 postgres

Edit Connection
...

Connection Type	postgres
Shared	Private
Owner	SteveO
Created	Today at 5:28 PM
Updated	Today at 5:28 PM
Updated by	SteveO
Server Information	
Host	myHost
Port	5432
SSL	Disabled
Database	myDB
Username	myUserId
Password

Figure: Connection Details panel

Key Fields

Shared: Number of users sharing the connection. If a link is present, click it to modify sharing of the connection. See *Share Connection Window*.

Server Information: For server-based connections, you can review the connection properties.

Actions

Edit Connection: If you own the connection, you can review and modify the connection.

- If the connection has been shared with you, connection properties are read-only.
- See *Create Connection Window*.

Share: You can share connections that you own or that are shared with you. See *Share Connection Window*.

Delete: Delete the connection.

Deleting a connection cannot be undone.