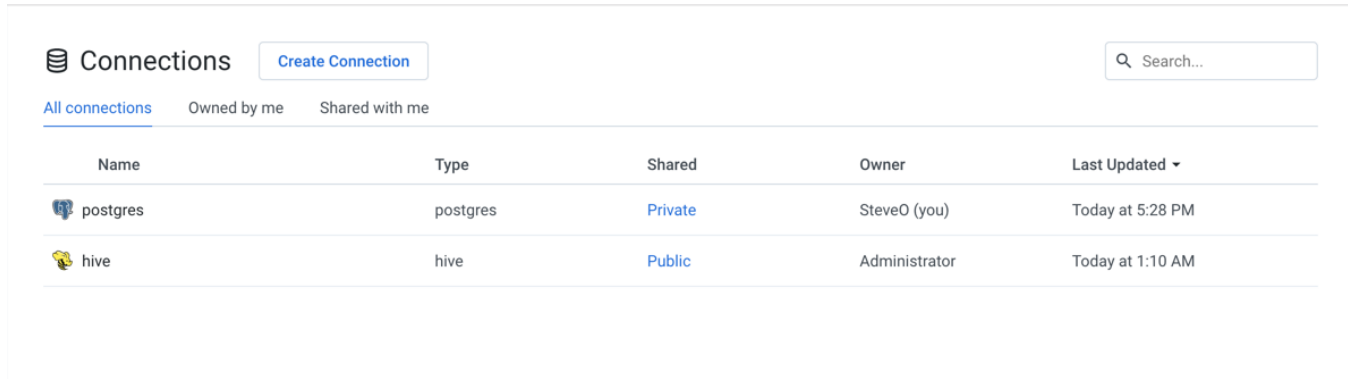


Connections Page

Through the Connections page, you can add new connections or modify the connections that you have already created. Select **Settings menu > Settings > Connections**.



Name	Type	Shared	Owner	Last Updated
postgres	postgres	Private	SteveO (you)	Today at 5:28 PM
hive	hive	Public	Administrator	Today at 1:10 AM

Figure: Connections page

Actions:

- **Create:** Click **Create Connection** to create a new connection. See *Create Connection Window*.
- **Filter:** In separate tabs, you can review connections that you own, that are shared with you, or all connections to which you have access.
- **Search:** Search connections by name.
- **Review details:** Select a connection or click the icon to review details through the right-side panel.

Key Fields:

- **Name:** Display name for the connection.

NOTE: If the connection has been shared, you can review whether its credentials have also been shared.

- **Type:** The type of connection.

NOTE: After you create a connection, you cannot modify its type.

For more information, see *Connection Types*.

- **Shared:** Review the sharing status of the connection:
 - Global - connection has been shared with all users of the platform.


NOTE: To make a global connection private, you must delete the connection and recreate it.

- X Users:
 - If this value is 1, the connection is private.
 - If this value is greater than 1, the connection has been shared.

Click the link in this column to review sharing status. See *Share Connection Window*.

Actions:


- **View Details:** Open the details of the connection in the side panel. See below.
- **Edit:** If you own the connection, you can review and modify the connection.
 - If the connection has been shared with you, you can edit it to modify the credentials.
 - Administrators can edit public connections.
 - See *Create Connection Window*.
- **Share:** For connections that you own, you can modify the sharing status of them. See *Share Connection Window*.
- **Delete:** Delete the connection.

 **NOTE:** This option is only available to the connection owner if the connection is not used for any datasets.

Connection Details Panel

When a connection is selected, you can review its details and make modifications as needed through the panel on the right.

Connection Details×

 postgres

Edit Connection ⋮

Connection Type	postgres
Shared	Private
Owner	SteveO
Created	Today at 5:28 PM
Updated	Today at 5:28 PM
Updated by	SteveO
Server Information	
Host	myHost
Port	5432
SSL	Disabled
Database	myDB
Username	myUserId
Password

Figure: Connection Details panel

Key Fields:

- **Shared:** Number of users sharing the connection. If a link is present, click it to modify sharing of the connection. See *Share Connection Window*.
- **Server Information:** For server-based connections, you can review the connection properties.

Actions:

- **Edit Connection:** If you own the connection, you can review and modify the connection.
 - If the connection has been shared with you, connection properties are read-only.
 - See *Create Connection Window*.
- **Share:** You can share connections that you own or that are shared with you. See *Share Connection Window*.
- **Delete:** Delete the connection.

 **Deleting a connection cannot be undone.**