

Macros Page

In the Macros page, you can review and manage the macros that you have created. A **macro** is a saved sequence of one or more recipe steps that can be reused in other recipes. Values in your macros can be parameterized. For more information, see *Overview of Macros*.




Macros		Import Macro	Get Macros ↗	Find Macros...
Name	Used in	Last Updated ▾		
 InitialCleanv3 Initial steps cleanup v3	1 Flow • 1 Recipe	Today at 5:36 PM		
 InitialCleanV2 Initial cleanup steps	0 Flows • 0 Recipes	Today at 5:34 PM		
 InitialClean Initial recipe cleanup steps	0 Flows • 0 Recipes	Today at 5:31 PM		

Figure: Macros Page

To review specifics about the macro, click its name. See *Macro Details Page*.

Columns:

- **Name:** Name of the macro.
- **Used in:** Count of flows and recipes in which the macro is used.
- **Last Updated:** Timestamp for when the macro was last modified.

Actions:

- **Import Macro:** Click to import a macro that has been exported to your local desktop. For more information, see *Import Macro*.
- **Get Macros:** Explore and download macros from Wrangle Exchange.
- **Search:** Enter a string in the search box. The list of macros is updated in real-time.
- **Sort:** Click the caret next to any column head to sort the list based on the column.
- **Context Menu:** See below.

Context Menu Options:

- **Edit:** Modify the name and description for the macro.
- **Inspect:** Review the recipe steps in the macro.
- **Export:** Export the macro to your local desktop. For more information, see *Export Macro*.
- **Delete:** Delete the macro.

NOTE: When a macro is deleted, in any recipe that references it, the macro's steps are expanded into regular recipe steps. Any macro parameters are applied as static values in the expanded recipe steps.

Deleting a macro cannot be undone.