


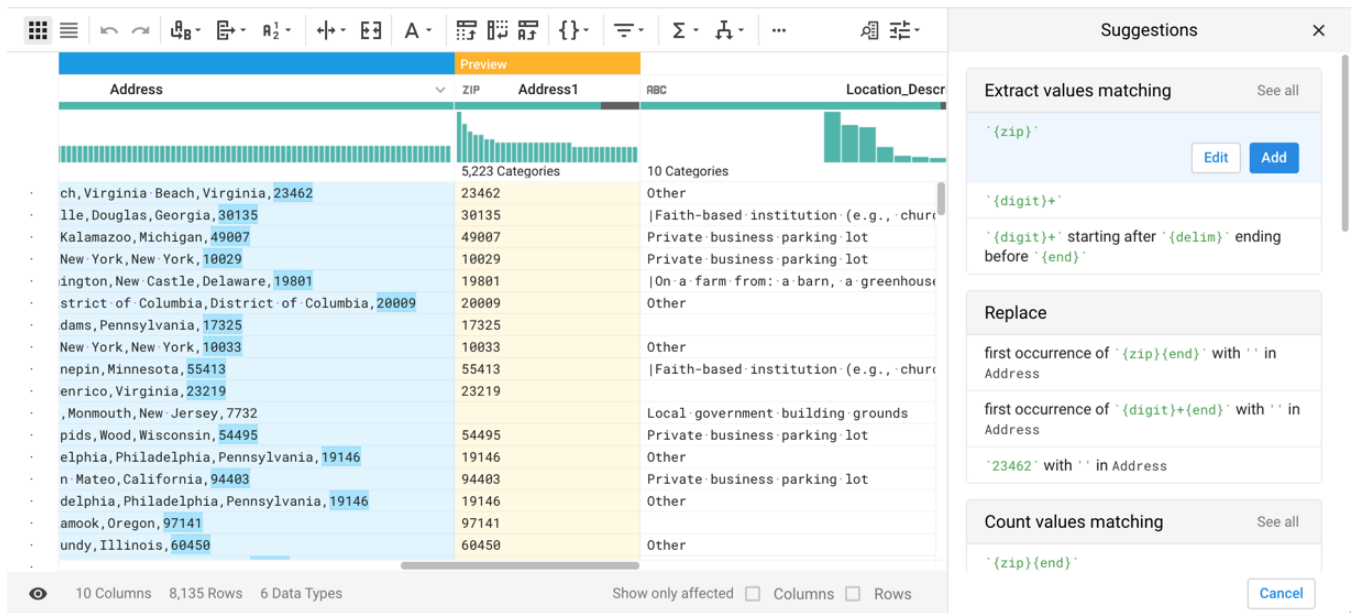
Suggestion Cards Panel

Suggestion cards provide a means to select relevant suggestions for transform steps to apply to the data that you select in the Transformer page. The suggestions vary depending on the data you have selected. You can then use the cards to preview the results in the data grid, so that you are confident that the proposed transformation works for your dataset.

- Suggestion cards are displayed in the context panel you select something in the data.

 **Tip:** As you mouse over areas of the Transformer page and its panels, the Lightbulb icon appears next to the cursor to indicate that suggestions are available. Select the data to see the suggestion cards.

In the following example, your dataset contains a column of addresses. Within one of the values, you can select a zip code, which then triggers an appropriate set of suggestion cards:



Address	ZIP	Address1	RBC	Location_Descr
ch, Virginia Beach, Virginia, 23462	23462			
lle, Douglas, Georgia, 30135	30135			
Kalamazoo, Michigan, 49007	49007			
New York, New York, 10029	10029			
ington, New Castle, Delaware, 19801	19801			
strict of Columbia, District of Columbia, 20009	20009			
dams, Pennsylvania, 17325	17325			
New York, New York, 10033	10033			
nepin, Minnesota, 55413	55413			
enrico, Virginia, 23219	23219			
, Monmouth, New Jersey, 7732				
pids, Wood, Wisconsin, 54495	54495			
elphia, Philadelphia, Pennsylvania, 19146	19146			
n Mateo, California, 94403	94403			
delphia, Philadelphia, Pennsylvania, 19146	19146			
amook, Oregon, 97141	97141			
undy, Illinois, 60450	60450			

10 Columns 8,135 Rows 6 Data Types Show only affected Columns Rows

Extract values matching See all

`{zip}`

`{digit}+`

`{digit}+ starting after '{delim}' ending before '{end}'`

Replace

first occurrence of `{zip}{end}` with '' in Address

first occurrence of `{digit}{end}` with '' in Address

`23462` with '' in Address

Count values matching See all


`{zip}{end}`

Cancel

Figure: Suggestion Cards

In the above image, the first suggestion in the Extract values matching suggestion card has been selected by default, and its parameters have been specified to extract the selected string from the source column (Address). This selection may not be your intention. Options:

1. Hover over different suggestions. A mini-preview appears to the left of the suggestion.
2. Click a different suggestion in the same card. In this case, you might click the first suggestion in the Replace card, so that you can remove zip code.

 **Tip:** Among the suggestion cards, scroll to see other suggestion cards that are off-screen. If it is present, a See all link displays more suggestions in that card. Variants further down in the suggestion card typically become more specific in their changes to the dataset or rarer in their usage.

3. Modify the selected transform. To edit the step, click **Edit**. You can fine-tune parameters of the transformation. See *Transform Builder*.

Actions:

- To apply a suggestion, select the data, and then choose the suggestion to apply from the list of cards. Click **Add**.
- If needed, you can customize the selected suggestion. Click **Edit**. See *Transform Builder*.
- To generate a new set of suggestion cards, click **Cancel**. Then, select a different set of columns or values within a column.