

# Dataset Details Page

## Contents:


- *Imported Dataset*
- *Reference Dataset*
- *Dataset with Parameters*

Use the Dataset Details page to review a dataset's usage and to perform management tasks on it.

## Imported Dataset


For datasets that have been imported into Trifacta®, you can review source location and current usage within flows to which you have access.

If the dataset is used in a flow, click the flow name to review its usage in the flow. See *Flow View Page*.

 POS-r01.txt [Wrangle in new Flow](#) [Preview](#) [...](#)

Last updated: Today at 12:30 PM      Created: Today at 12:30 PM  
File size: 285.95kB      Size: 16 columns · 4 types  
Location: hdfs://uploads/1/aab26979-ae7-4b8d-9e28-755f31f1e1f0/POS-r01.txt

Used in 1 Flow

NAME	OBJECTS	LAST UPDATED
 <a href="#">2013 POS</a>	5 Datasets, 0 Recipes	Today at 12:30 PM

**Figure: Imported dataset details**

## Actions:

- **Wrangle in New Flow:** Create a new flow for your dataset and begin wrangling.
- **Preview:** Review the first few rows of the dataset.
- **Add to Flow:** Add imported dataset to a new or existing flow.
- **Edit name and description:** Edit the name and description for the dataset.
- **Delete Dataset:** Delete the dataset.

**Deleting a dataset cannot be undone.**

If the dataset was imported with a customized SQL statement, click **Custom SQL**. Modify the SQL statement(s) as needed.


**Through the custom SQL interface, it is possible to enter SQL statements that can delete data, change table schemas, or otherwise corrupt the targeted database. Please use this feature with caution.**


**NOTE:** If you modify the SQL statement for your imported dataset, any samples based on the old SQL statement are invalidated.

For more information, see *Create Dataset with SQL*.


For more information on the sources from which a dataset was created, see *Flow View Page*.

## Reference Dataset

 POS-r02 [Add to Flow...](#) [Preview](#) [...](#)

Last updated: Today at 12:42 PM      Created: Today at 12:38 PM  
Created in:  2013 POS      16 columns, 4 types

Used in 1 Other Flow

NAME	OBJECTS	LAST UPDATED
 2013 POS-2	1 Dataset, 0 Recipes	Today at 12:42 PM

**Figure: Reference Dataset details**

### Actions:


- **Add to Flow:** Add the reference dataset to a new or existing flow.
- **Preview:** Review a preview of the first few rows in the dataset.
- **Edit name and description:** Edit the name and description for the dataset.
- **Delete Reference Dataset:** Delete the reference dataset. The object on which the reference dataset is based is untouched.

**Deleting a dataset cannot be undone.**

## Dataset with Parameters

If your dataset was created with parameters, you can review dataset and parameter information in the details.

- For more information on creating these datasets, see *Create Dataset with Parameters*.
- For more information, see *Overview of Parameterization*.

 POS-rXX [Wrangle in new Flow](#) [Preview](#) [...](#)

Last updated: Today at 12:46 PM      Created: Today at 12:46 PM  
Matching files: 3      Size: 16 columns · 4 types

Parameters

Path: hdfs://trifacta/uploads/1/aab26979-ae7-4b8d-9e28-755f31f1e1f0/POS-r\_★ [0-9][0-9].txt

Parameter	Type	Default value	Name
★ [0-9][0-9]	Pattern	Matches against /[0-9][0-9]/	

**Figure: Dataset with Parameters details**

You can review the parameters and variables that have been defined for the dataset.

### Action:

- **Wrangle in new Flow:** Create a new flow for your dataset and begin wrangling.
- **Preview:** Review the first few rows of the dataset.
- **Add to Flow:** Add imported dataset to a new or existing flow.
- **Edit name and description:** Edit the name and description for the dataset.
- **Edit parameters:** Modify the parameters used to create the dataset. See *Create Dataset with Parameters*.
- **Remove structure:** Remove the initial parsing structure. When the structure is removed:
  1. The dataset is converted to a raw dataset. A **raw dataset** is the source data converted into a flat file format.
  2. All steps to shape the dataset are removed. You must break up columns in manual steps in any recipe created from the object. See *Flow View Page*.
- **Delete Dataset:** Delete the dataset.

**Deleting a dataset cannot be undone.**