

View for Reference Datasets

Contents:

- *Create reference dataset*
 - *Icon context menu*
 - *Details options*
- *Add reference dataset in another flow*
 - *Icon context menu*
 - *Details options*

A **reference dataset** is a reference to a recipe's output, which can be added to a flow other than the one where the recipe is located.

Create reference dataset

Click the plus icon next to the recipe and select **Create Reference Dataset**.

NOTE: A reference dataset is a read-only object in the flow where it is referenced. A reference dataset must be created in the source flow from the recipe to use. For more information, see *View for Recipes* .



Figure: Reference Dataset icon in source flow

Icon context menu

The following options are available when you right-click the reference dataset:

- **View details:** Explore details of the reference dataset. See *Dataset Details Page*.
- **Add to Flow:** Click to add the reference dataset to a new or existing flow.
- **Edit name and description:** Change the name and description for the object.
- **Delete Reference Dataset:** Remove the reference dataset from the flow.

Deleting a reference dataset in the source flow causes all references to it to be broken in the flows where it is referenced. These broken references should be fixed by swapping in new sources.


Details options

The following options are available in the details context menu when you select a reference dataset.

- **Add to Flow:** Click to add the reference dataset to a new or existing flow.
- **Edit name and description:** (Available to flow owner only) Change the name and description for the object.

- **Delete Reference Dataset:** Remove the reference dataset from the flow.

Details
×

 POS-r01

Add to Flow...

...

Data Preview

🕒 Daily	# Item_Nbr	# Store_Nbr	# WM_
2013/02/08	381000	1	201050
2013/02/07	325000	2	201049
2013/02/07	325000	2	201049
2013/02/07	403000	2	201049
2013/02/07	449000	2	201049
2013/02/07	490000	2	201049
2013/02/07	560000	2	201049

Updated Today at 10:18 AM

Created Today at 10:18 AM

Used in 0 Flows [More details](#)

Figure: Reference Dataset view

The following fields appear in the right panel.

Key Fields:

Used In: Indicates the number of flows where the reference appears. If this number is greater than one, click **More details** to review the flows. See *Dataset Details Page*.

More details: Review details on the flows where the dataset is used. See *Dataset Details Page*.

Add reference dataset in another flow

After you have created a reference dataset, you can use it other flows.

Options:

- In the source flow, select the reference dataset, and click **Add to Flow** in the Details options.
 - See above procedures on creating a reference dataset.
 - From the **Add - x to** dialog, where *x* is the name of the reference object, select the required flow or click **Create new flow** to add the reference dataset to the flow.
 - For more information on creating new flows, see *Create Flow Page*.
- In a target flow, you add a reference dataset like other datasets. In Flow View, when you add a dataset, reference datasets are listed under the Reference tab. For more information, see *Flow View Page*.

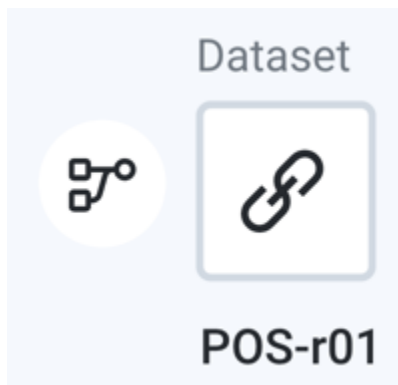


Figure: Reference Dataset icon in another flow

Icon context menu

The following menu options are available when you select the plus icon next to the dataset:

- **Add new recipe:** Add a new recipe extending from the reference dataset.
- **Add Join:** Add a join step as the new last step to the recipe. For more information, see *Join Window*.
- **Add Union:** Add a union step as the new last step to the recipe. For more information, see *Union Page*.

Details options


The following options are available in the details context menu when you select the reference dataset.

- **Add:**
 - **Recipe:** Add a recipe for this dataset.
 - **Join:** Join this dataset with another recipe or dataset. If this dataset does not have a recipe for it, a new recipe object is created to store this step. See *Join Window*.
 - **Union:** Union this dataset with one or more recipes or datasets. If this dataset does not have a recipe for it, a new recipe object is created to store this step. See *Union Page*.
- **View in library:** Review details on the flows where the dataset is used.
- **Go to original reference:** Open the flow containing the original reference for this dataset.
- **Remove from Flow:** Remove the reference dataset from the flow.
 - All dependent flows, outputs, and references are not removed from the flow. You can replace the source for these objects as needed.

NOTE: References to the deleted dataset in other flows remain broken until the dataset is replaced.

Tip: You can also right-click the reference dataset to view all the menu options.

Details ×

 POS-schema

Add View in library ⋮

Data Preview

# Item_Nbr	# Store_Nbr	# WM_Week	🕒 Daily
381000	1	201050	2013/02/08
325000	2	201049	2013/02/07
325000	2	201049	2013/02/07
403000	2	201049	2013/02/07
449000	2	201049	2013/02/07
490000	2	201049	2013/02/07
560000	2	201049	2013/02/07
573000	2	201049	2013/02/07

Source Flow [Test_flow](#)

Updated Today at 2:53 PM

Created Today at 2:52 PM

Figure: View for referenced dataset in a new flow

NOTE: Reference datasets marked with a red dot no longer have a source dataset for them in the other flow. These upstream dependencies should be fixed. See *Fix Dependency Issues*.

The following fields appear in the right panel.

Key Fields:

Source Flow: Flow that contains the dataset. Click the link to open the Flow View page for that dataset.